



The Representative Body of the
Church of Ireland
Supporting and serving the church community

RB GENERAL UNIT TRUST (REPUBLIC OF IRELAND)

Summary of Annual Report and Financial Statements

Year ended 30 June 2018

WHO MAY INVEST IN THE RB GENERAL UNIT TRUST (RI)

The RB General Unit Trust (RI) is open to charitable trusts donated and bequeathed to, or accepted by, The Representative Church Body (RCB) for specific/general purposes of the Church of Ireland and for parishes and dioceses in the Republic of Ireland.

It is also open to trust funds administered by trustees other than the RCB where the specific purposes of the trusts are for the benefit of the Church of Ireland.

The RCB must receive all necessary documentation/information (copy of will or governing instrument, terms of trust, etc) prior to date of investment.

In some instances the RCB may request a disclaimer to be completed by a parish, diocese or other trust fund prior to investment in order to indemnify The Representative Church Body in its role as trustee, fund manager and administrator.

Inquiries or clarification on the acceptance of new trusts should be addressed to the Head of Trusts, The Representative Church Body, Church of Ireland House, Church Avenue, Rathmines, Dublin 6 (telephone + 353 1 4978422).

RB GENERAL UNIT TRUST (RI)

STATUS

The Trust was established on 1 January 1991 under a Deed of Trust granted by the Commissioners of Charitable Donations and Bequests for Ireland (the "Charity Commissioners") in accordance with the statutory provisions of the Charities Act, 1961.

FUND OBJECTIVE

To at least maintain the capital value of the Fund in real terms over time while paying a stable, sustainable and competitive distribution rate.

VALUATION

The Trust portfolio is valued at market prices at the end of each month and the price of new units acquired reflects the income accrued by the Trust in the period.

PURCHASES / SALES

Units in the Trust may be bought or sold on the first day of every month. Income acquired on new units on any issue date is reflected in the unit distribution at the end of the distribution period. Income accrued since the previous distribution date is not reflected in the price of a unit when units are sold.

CHARGES

A charge of 1% to cover market transaction costs is included in the purchase price of new units. No charge is made on unit sales.

The costs of administering the Trust are borne by The Representative Church Body. However, in order to defray these costs, a 5% charge on the distributed income of the Trust is taken (subject to the maximum permitted under the Trust Deed approved by the Charity Commissioners).

TRUSTEE AND MANAGER

The Representative Church Body (which is an incorporated trustee body for the Church of Ireland with full charitable status) is Trustee under the terms of the Trust Deed approved by the Charity Commissioners.

The Investment Committee of The Representative Church Body, and its investment team, formulate investment policy and manage the Trust on behalf of the Trustee.

MANAGER'S REPORT – YEAR TO 30 JUNE 2018

Investment Performance

During the period under review the capital value of the Fund increased by 0.7% while the total return (capital and income) was 4.1%. Performance was marginally below benchmark given the Fund's lower risk profile in the midst of the on-going bull market in global equities and due to the lack of exposure to highly rated Tech stocks. The Investment Committee, as part of its oversight and supervisory duties, has endorsed this strategy, which has continued to deliver against the fund's objective.

Annualised returns of the Trust compared with the Fund Benchmark and inflation over the past five years were:

Annualised Total Returns %:	1 Year	3 Years	5 Years
RB General Unit Trust (RI)	4.1	4.3	9.1
Benchmark*	4.9	4.3	9.7
RB General Unit Trust (RI) Capital	0.7	1.0	5.4
ROI Inflation (CPI)	0.4	0.1	0.1

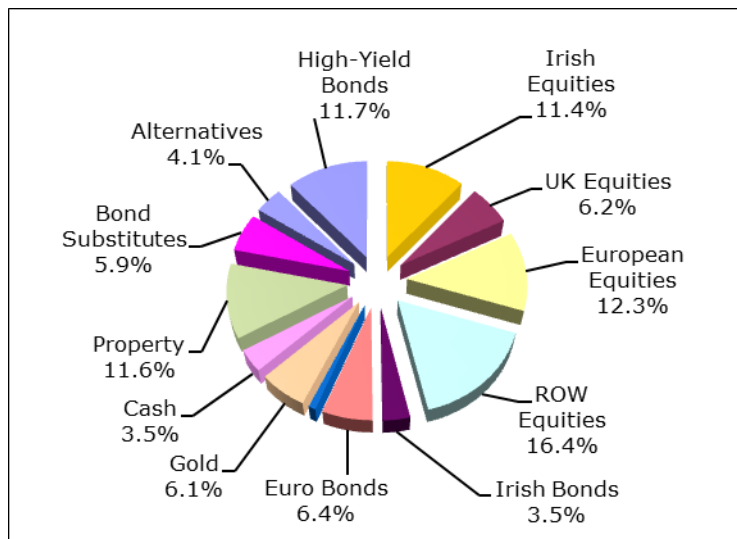
* Benchmark from 1 January 2014 Equities 70%: 2/3 Stoxx Europe 600; 1/3 S&P 500

Bonds 30%: 1/3 Irish Govt, 1/3 Euro Broad Market, 1/3 Sterling Broad Market

* From 01/01/2018 the 30% Bond component was changed to ½ Euro broad market and ½ Sterling broad market, to reflect the elimination of any yield premium available in the Irish Government bond market.

Portfolio Composition

The investment profile of the Trust (by value at 30 June 2018) is displayed in the following chart:



The ten largest holdings at 30 June 2018 were:

	% of Fund		% of Fund
Irish Property Unit Trust	7.6	Vaneck Gold Miners ETF	2.0
Cash	3.6	AIB 12.5% 2035	1.7
BOI 10.1% Pref	3.0	CRH	1.7
NAMA Equity	2.1	Fairfax Financial	1.6
BOI 15.24% Pref	2.1	JPM 6.3% Perpetual	1.6

Unit Details

Date	Unit Value (Cent)	Number of units in issue	Fund Value
30 June 2017	391.66c	57,027,594	€223.36m
30 June 2018	394.39c	57,751,824	€227.77m

Income Distributions

The ex dividend and payment dates and the cent per unit paid by the Trust in the year ended 30 June, 2018 were:

Half year to	XD date	Payment date	Cent per unit
31 December 2017	30/11/17	31/12/17	4.2c (4.2c)
30 June 2018	31/05/18	30/06/18	7.3c (7.3c)

The interim and final distributions were maintained at the 2017 levels of 4.2 cent per unit and 7.3 cent per unit respectively, resulting in a total distribution for the year of 11.5 cents per unit (year ended 30 June 2017, 11.5 cent).

Dividend Policy

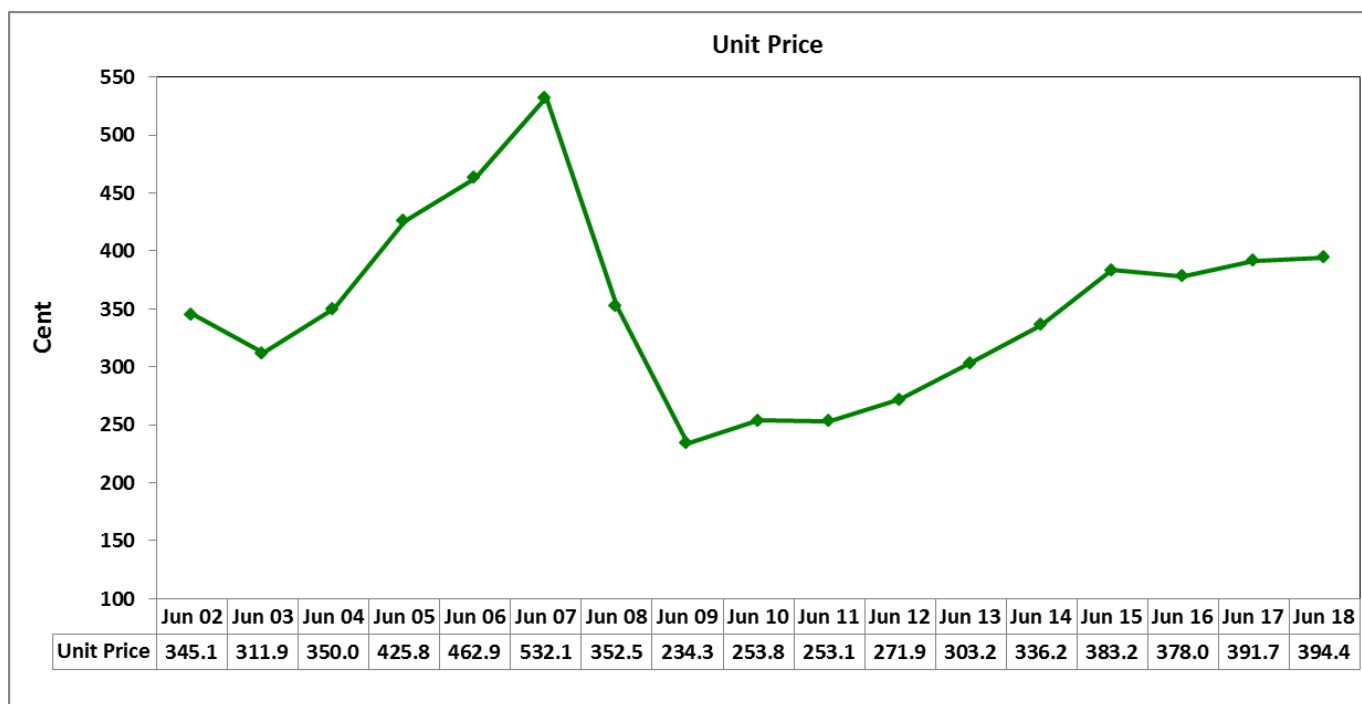
The Trust has a dividend reserve policy that targets a level of 2% of Fund value. The Dividend Equalisation Reserve (DER) will not be allowed to exceed 4% of Fund value and at least 80% of net income in any individual year will be distributed to unit holders. A healthy reserve aids the management of a stable and sustainable distribution going forward.

At 30th June 2018 a transfer of €0.480m was made to the Dividend Equalisation Reserve resulting in a DER of €4.99m or 2.19% of the net asset value of the fund.

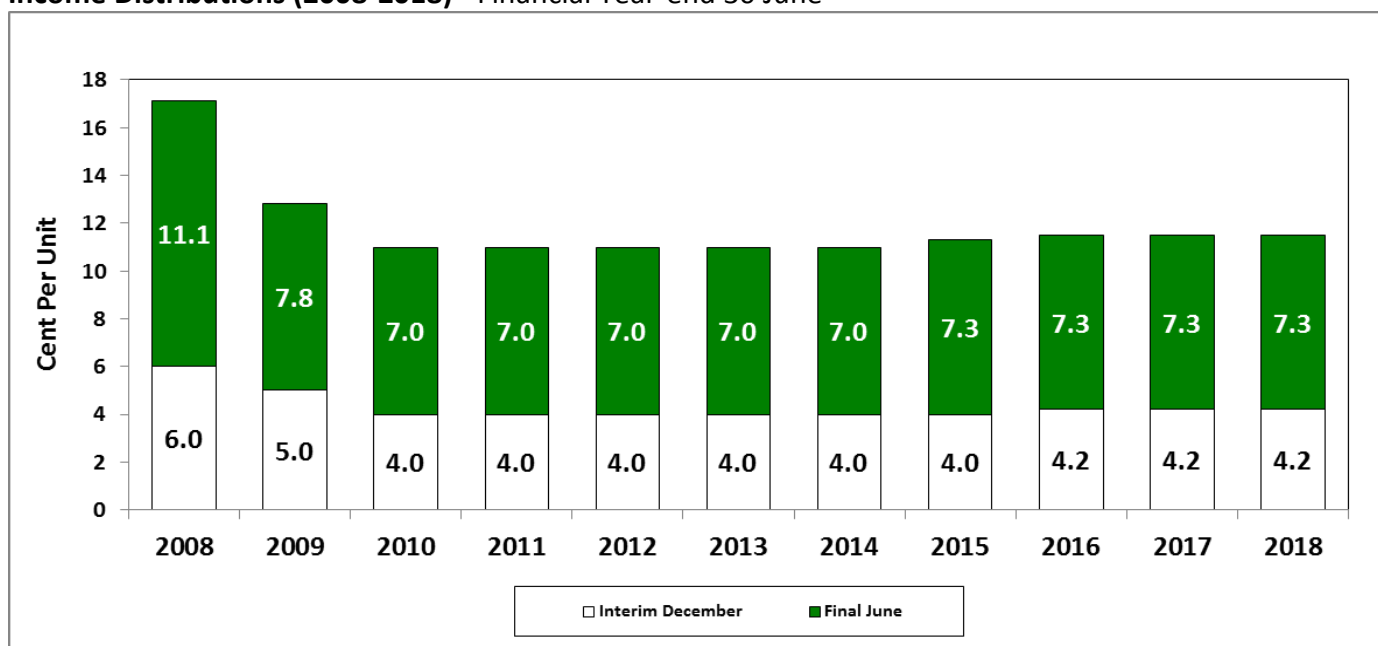
Current Yield

Based on the value of a unit at 30 June 2018 of €3.94, and a full year distribution of 11.5 cent, the distribution yield was 2.92%. (The comparative figures for 30 June 2017 showed a yield of 2.94% based on a unit value then of €3.92 and a full year distribution of 11.5 cent). Note: As the price of a unit increases the distribution yield falls.

PERFORMANCE STATISTICS (Unit Value in Cent)



Income Distributions (2008-2018) - Financial Year-end 30 June



A cash investment of €1,000 on 1 January 1991 (date of inauguration)

- would have bought 787.56 units
- was worth €3,106 at 30 June 2018 – an increase of 211%
- has increased its income from €60 p.a. in the first year to €90.60 p.a. in the financial year ended 30 June 2018 – an increase of 51%

A cash investment of €1,000 on 1 July 2018

- would have bought 250.61 units based on the offer price of 399.03 cent (252.35 units on 1 July 2017)
- would provide an expected annual income of circa €28.80 in the first year (based on an interim distribution of 4.2 cent and a final dividend of 7.3 cent)

Past performance is not necessarily a guide to the future and the value of the units can go down as well as up.

ACCOUNTS

The accounts of the Trust are audited by PricewaterhouseCoopers, Chartered Accountants and Registered Auditors. The following abstract from the audited figures summarises the period under review.

INCOME AND DISTRIBUTION

	2018	2017
	€'000	€'000
<i>Income</i>	7,051	7,051
<i>Expenses</i>	<u>(27)</u>	<u>(27)</u>
<i>Net Income available for distribution</i>	7,024	7,024
<i>Distribution</i>	<u>(6,860)</u>	<u>(6,860)</u>
<i>(Deficit)/Surplus Income after distribution</i>	164	164
<i>Transfer to/(from) Dividend Equalisation Reserve</i>	<u>164</u>	<u>164</u>

BALANCE SHEET

	2018	2017
	€'000	€'000
<i>Investments at Market Value</i>	<u>206,052</u>	<u>206,052</u>
<i>Current Assets</i>		
<i>Debtors</i>	15,188	15,188
<i>Cash at Bank</i>	<u>7,565</u>	<u>7,565</u>
	22,753	22,753
<i>Current Liabilities</i>		
<i>Financial Instruments</i>	(741)	(741)
<i>Creditors</i>	(193)	(193)
	<u>21,819</u>	<u>21,819</u>
<i>Net Current Assets</i>	<u>21,819</u>	<u>21,819</u>
<i>Trust Capital Fund</i>	<u>227,871</u>	<u>227,871</u>

Copies of the audited accounts with full portfolio details can be obtained by writing to the Chief Officer and Secretary of The Representative Church Body.

K Bowers
Chairman of Investment Committee

TRUST DEED

Dated 5 February 1991
[Charities Act 1961]

TRUSTEE

The Representative Church Body
Church of Ireland House
Church Avenue
Rathmines
Dublin 6

Telephone: +353 1 4978422
invest@rcbdub.org

AUDITORS

PricewaterhouseCoopers
One Spencer Dock
North Wall Quay
Dublin 1

BANKERS

Bank of Ireland
Baggot Street & College Green
Dublin 2

RCB INVESTMENT COMMITTEE*

Mr Kevin Bowers (Chairman)

Ms Hilary Prentice	Mr William Galloway
Mr Roy Benson	Mr Henry Algeo
Mr Terence Forsyth	Ms Wendy Taylor

Mr Tim McCormick (Advisor)

**members of the Investment Committee as at 1 October 2018*